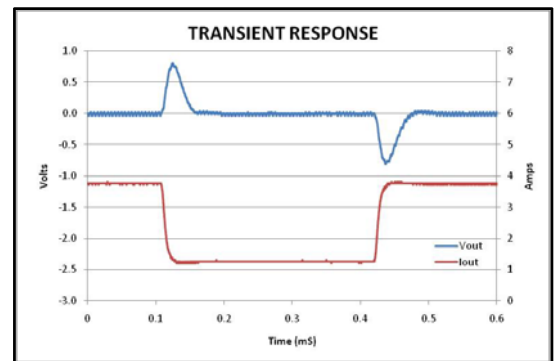
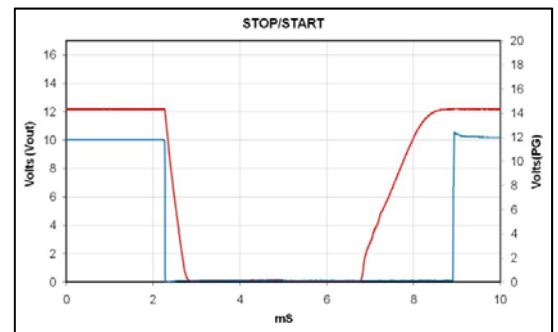
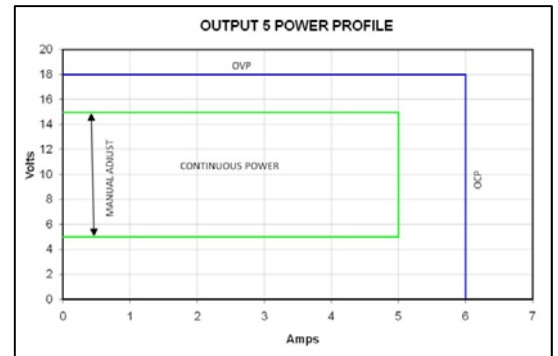




OUTPUT 5 SPECIFICATIONS

Parameter	Details	Min	Typ	Max	Units
Output voltage range	Each channel	5	12	15	V
Rated current	Each channel			5	A
Rated power	Each channel		60	75	Watts
Initial voltage accuracy	Factory set units	-1		1	%
Manual Voltage Adjust	11 turn potentiometer		0.9		V/turn
Load Regulation	Measured at sense terminals	-50		50	mV
Line Regulation	Measured at sense terminals	-0.1		0.1	%Vnom
Cross Regulation	Measured at sense terminals	-0.2		0.2	%Vnom
Minimum Load				0	Watts
Temperature coefficient		-0.02		0.02	%/°C
Ripple and Noise	20MHz BW, pk-pk			2	%Vset
Transient response (Vset = 5V)	25% to 75% load transient at 1A/uS			1	V
	Recovery to within 10% of Vset			100	uS
Turn on rise time	Monotonic 10% to 90%	1.5		3.5	mS
Turn on overshoot				0.1	%Vset
Turn on delay	AC to PG		600	750	mS
	En to PG		30	40	mS
Holdup voltage				12	V
Isolation to ground	Each terminal			250	V
Over current protection	Hiccup mode only	105		130	%rated
Reverse current protection	None				
Short circuit protection (Hiccup mode)	Period		30		mS
	Duty cycle		1		%
Over voltage protection	Latching		20		V
Over Temperature protection	Internally monitored. Latching	115		125	°C
Power Good thresholds	High and Low window	68		120	%Vset
Reliability	25°C, 100% load, Telcordia			1	FPMH
Warranty				2	Years
Wire Size		20	18	10	AWG
Weight				60	Grams
Size	60mm x 35mm x 17mm				

Notes: All specifications are believed to be correct at time of publication and are subject to change without notice.



Dimension with reference to edge of chassis and centre of connector when in Slot A—Slot pitch 18.30mm

10.60

16.50

Dimension with reference to top of chassis and centre of connector.

TOP Adjust
BOTTOM Adjust

J5

J5

J5	
Circuit	Details
1	Top + Sense
2	Top - Sense
3	Open
4	Bottom + Sense
5	Bottom - Sense

REF.	DETAILS	MANUFACTURER	HOUSING	TERMINAL
J1	OUTPUT POWER CONNECTOR: 4 Pin, with Friction lock, 20-24 AWG	MOLEX	430250400	430300001

Notes: 1. Terminal and Wire current rating must exceed maximum output current. 2. Direct equivalents may be used for any connector parts 3. All cables must be rated 105°C min, equivalent to UL1015

Vox Power Ltd. reserves the right to change or improve any part of the specification, electrical or mechanical design or manufacturing process without notice. Please consult your local distributor or contact Vox Power to ensure that you have the latest specification before using your product. For other information relating to the use of the product please refer to the latest NEVO user manual. Vox Power reserves the right to make changes without notice to any of its products. Vox Power does not assume any liability arising out of the use or application of any of its products and of any information to the maximum extent permitted by law. No license, express or implied, by estoppel or otherwise, to any intellectual property rights is granted by this document or by any conduct of Vox Power. VOX POWER DISCLAIMS ALL WARRANTIES AND REPRESENTATIONS. IN PARTICULAR ALL OTHER WARRANTIES, CONDITION OR TERMS RELATING TO SUITABILITY, FITNESS FOR PURPOSE, MERCHANTABILITY OR CONDITION OF THE PRODUCTS AND WHETHER EXPRESS OR IMPLIED BY STATUTE OR COMMON LAW OR OTHERWISE ARE EXCLUDED.